





























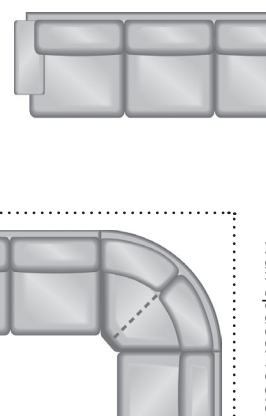


1 Choose your frame

*Dimensions will vary based on arm selection. Dimensions are based on the standard depth and the Rolled Arm and are approximate.

02 and 03 Ottoman base options listed on back


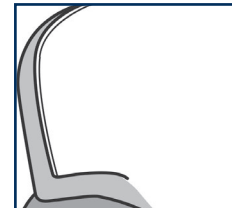
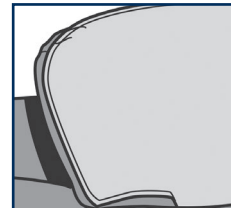
										
Y0 = Ottoman 27"	Y02 = Ottoman 37", 41" or 59"	Y03 = Ottoman 37", 41" or 59"	Y01 = Chair 36"	Y63 = Loveseat 63"	Y76 = 76" Apt. Size Sofa 76"	Y87 = 87" Sofa 87"	Y96 = 96" Sofa 96"	Y111 = 111" Sofa 111"		
<input type="checkbox"/>	<input type="checkbox"/>	<input type="checkbox"/>	<input type="checkbox"/>	<input type="checkbox"/>	<input type="checkbox"/>	<input type="checkbox"/>	<input type="checkbox"/>	<input type="checkbox"/>		
										
Y10 = Armless Chair 24"	Y20 = Armless Loveseat 48"	Y30 = Armless Sofa 72"	Y11 = LAF Chair 32"	Y12 = RAF Chair 32"	Y13 = Quarter Round 48"	Y14 = Corner 40.5"	Y41 = LAF Chaise 32"	Y42 = RAF Chaise 32"	Y21 = LAF Loveseat 56"	Y22 = RAF Loveseat 56"
<input type="checkbox"/>	<input type="checkbox"/>	<input type="checkbox"/>	<input type="checkbox"/>	<input type="checkbox"/>	<input type="checkbox"/>	<input type="checkbox"/>	<input type="checkbox"/>	<input type="checkbox"/>	<input type="checkbox"/>	<input type="checkbox"/>
										
Y23 = LAC Loveseat 96.5"	Y24 = RAC Loveseat 96.5"	Y25 = LAQ Loveseat 96.5"	Y26 = RAQ Loveseat 96.5"	Y31 = LAF Sofa 80"	Y32 = RAF Sofa 80"	Y33 = LAC Sofa 120.5"	Y34 = RAC Sofa 120.5"	Y35 = LAQ Sofa 120.5"	Y36 = RAQ Sofa 120.5"	Wall space: 127.5"
<input type="checkbox"/>	<input type="checkbox"/>	<input type="checkbox"/>	<input type="checkbox"/>	<input type="checkbox"/>	<input type="checkbox"/>	<input type="checkbox"/>	<input type="checkbox"/>	<input type="checkbox"/>	<input type="checkbox"/>	Wall space: 103.5"

2 Choose your depth

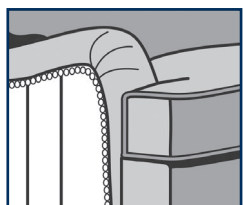
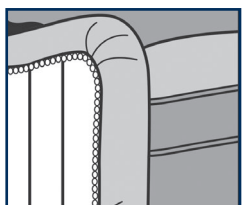
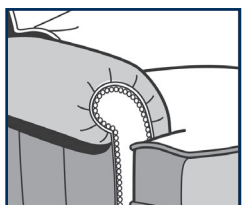
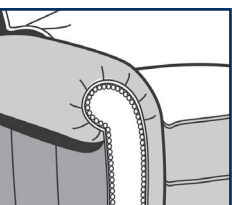
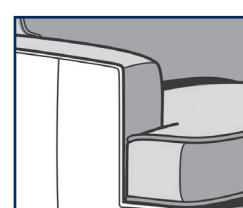
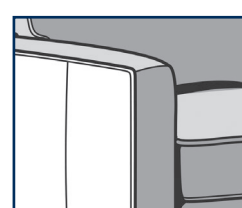
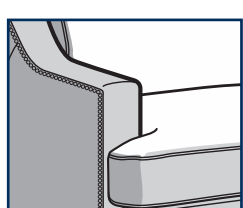
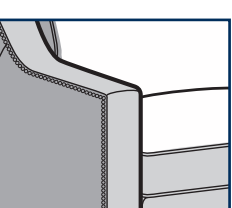
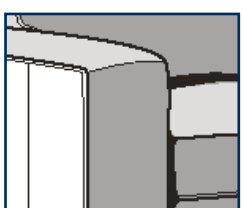
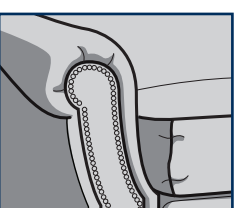
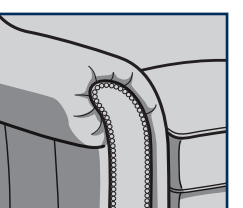
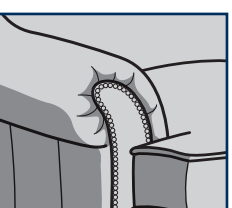
S = Standard Depth D = Deeper Depth

Overall depth: 40.5"	Overall depth: 43"
Inside depth: 22.5"	Inside depth: 24.5"
Seat height: 20.5"	Seat height: 20.5"
Arm height: 26"	Arm height: 26"
Height: 35.5"	Height: 38"

4 Choose your back

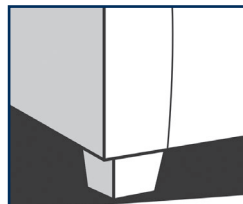
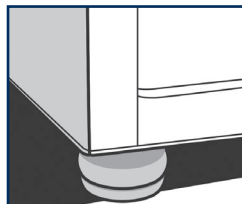
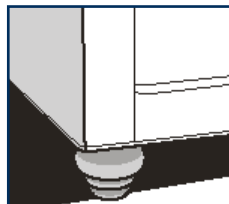


		
BS = Square Box Border <input type="checkbox"/>	BR = Rounded Box Border <input type="checkbox"/>	KE = Knife Edge <input type="checkbox"/>

3 Choose your arm

			
ET = English Arm T Cushion 1.5" less per arm overall *A Nail standard <input type="checkbox"/>	ES = English Arm Straight Cushion 1.5" less per arm overall *A Nail standard <input type="checkbox"/>	RT = Rolled Arm T Cushion *A Nail standard <input type="checkbox"/>	RS = Rolled Arm Straight Cushion *A Nail standard <input type="checkbox"/>
<p>Note: You cannot choose a back option on the Moselle Arm. It is only available with a Straight Back. Skip Step 4.</p>			
			
TT = Track Arm T Cushion 3" less per arm overall *Standard without nails <input type="checkbox"/>	TS = Track Arm Straight Cushion 3" less per arm overall *Standard without nails <input type="checkbox"/>	MT = Moselle Arm T Cushion 3.75" less per arm overall *A Nail standard <input type="checkbox"/>	MS = Moselle Arm Straight Cushion 3.75" less per arm overall *A Nail standard <input type="checkbox"/>
			
WS = Wide Track Arm Straight Cushion only 2" more per arm overall *Standard without nails (Not available on Y41, Y42) <input type="checkbox"/>	DS = Drop Back Lawson Arm, Straight Cushion only *A Nail standard (Not available on Y41, Y42) <input type="checkbox"/>	SS = Shelter Arm Straight Cushion 1" more per arm overall *A Nail standard <input type="checkbox"/>	ST = Shelter Arm T Cushion 1" more per arm overall *A Nail standard <input type="checkbox"/>

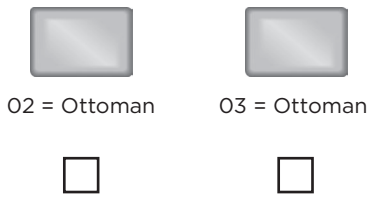
5 Choose your base

* Wide Block Foot is only available with Wide Track Arm

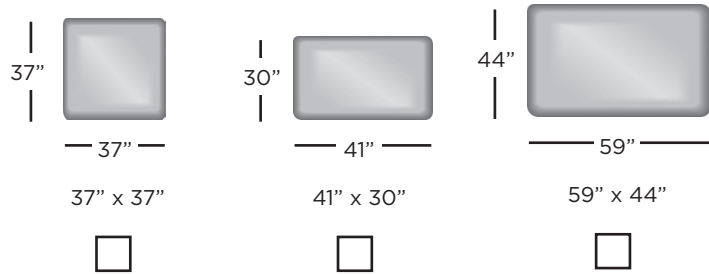
		
T = Tapered Leg <input type="checkbox"/>	B = Bun foot <input type="checkbox"/>	R = Round foot <input type="checkbox"/>
		
S = Small Block foot <input type="checkbox"/>	*W = Wide Block foot <input type="checkbox"/>	

Options for O2 and O3 Cocktail Ottomans

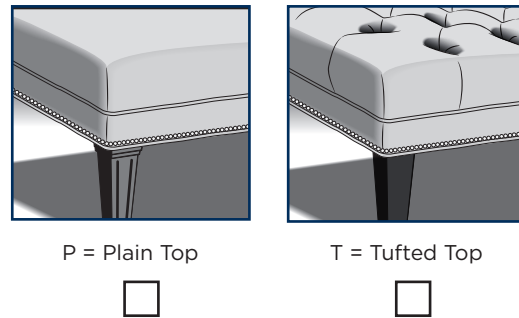
1 Choose your frame



2 Choose your size

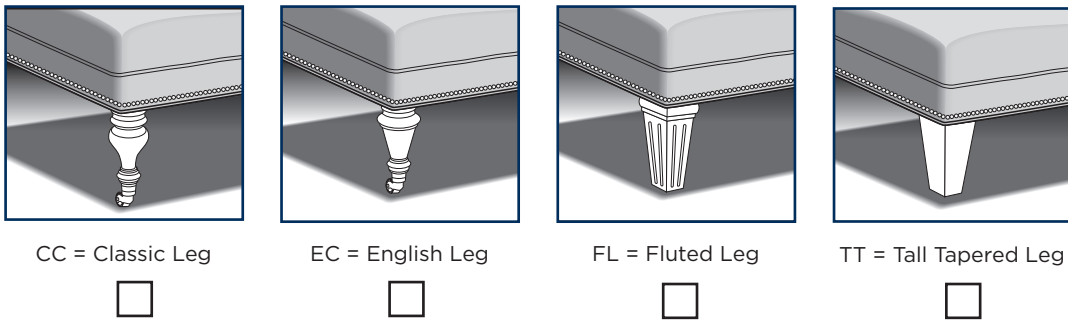


4 Choose your top

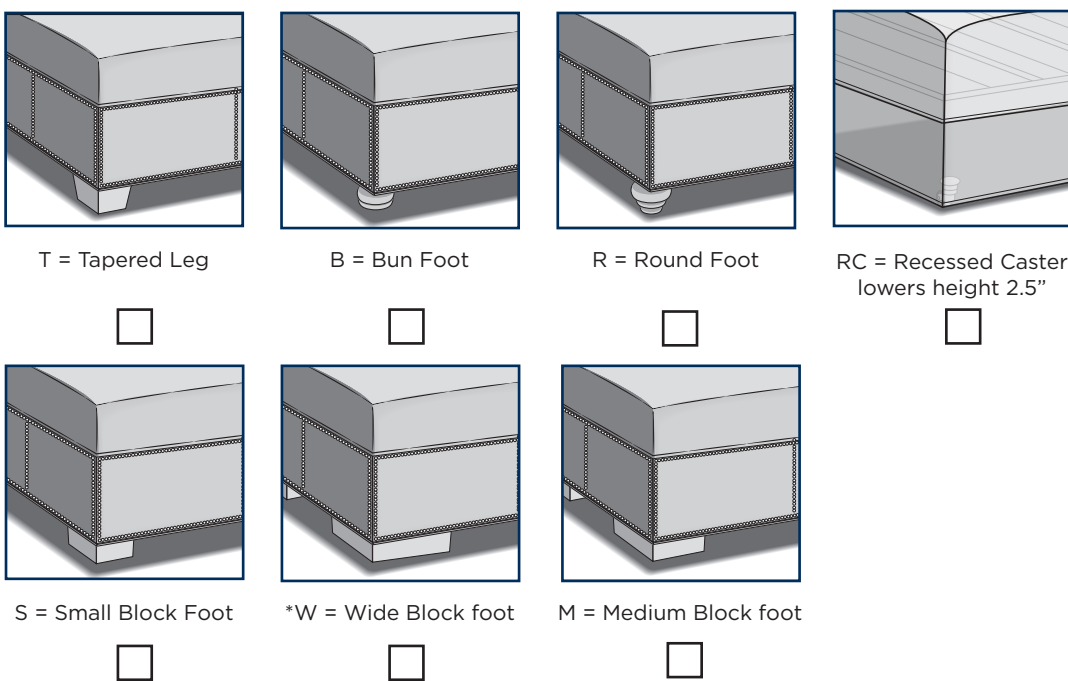


3 Choose your base

Base options for O2 Your Way Cocktail Ottoman:

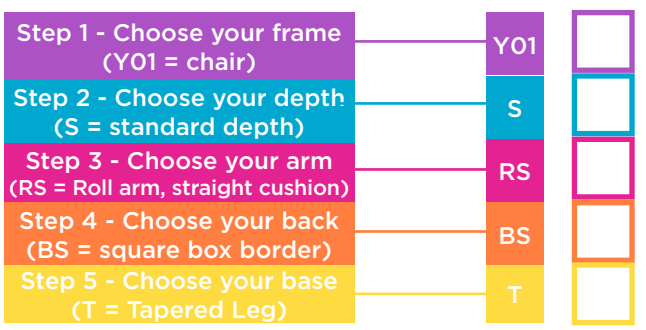


Base options for O3 Your Way Cocktail Ottoman:



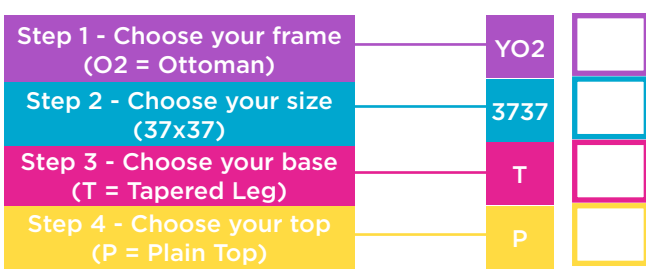
* Recessed Casters only available on O3 Ottoman

Example ordering for front side of sheet:



Ex. Style Number = Y01 S RS BS T

Example ordering for cocktail ottomans:



Ex. Style Number = YO23737 T P

****All lines below must be completed. One sheet per item with the exception of sectionals.****

Store _____
 Contact _____
 Email _____
 Date _____ Purchase Order # _____
 Style # _____
 Cover _____
 *Finish _____ *Nails _____
 *Cushion Fill _____ Quantity _____